



Truth Sash Lifts help provide easy opening and closing of all double-hung or sliding windows. Truth's new #18.16 Series Restoration Sash Lift with its traditional finger-pull look, is designed to complement Truth's #17.02 Series Restoration Lock. Truth's Sash Lifts encourage the lifting of the window from the bottom, thereby putting less stress on the sash than would occur from pushing on the top rail. Durable baked enamel finishes are available to match Truth Check Rail Locks.

WARRANTY: Protected under the terms of the "Truth Warranty for Window & Door Manufacturers & Authorized Distributors". Refer to Truth's Terms & Conditions for further details.

MATERIAL: High-pressure, corrosion resistant, die-cast zinc.

FINISH: Electrostatically applied, durable coatings that provide excellent resistance to chipping, scratching and corrosion while maintaining color stability for years in direct sunlight. Please refer to Truth's Color Chart for examples of Truth's most popular finish options. Truth also offers a wide range of decorative "plated" finishes – contact Truth for additional information on availability of these finishes on specific product lines.

ORDERING INFORMATION & OPTIONS:

1. Choose Sash Lift style (specify by part number).
2. Specify finish number.



RECOMMENDED SCREWS:

Types of screws required determined by material of profile used (sold separately). For additional information regarding screw selection - see Truth Tips.

TRUTH TIPS:

1. For accurate hardware placement in vinyl or metal applications, pre-drilling of the window profile is recommended.
2. For vinyl window applications, mounting screws should pass through two PVC walls, or one PVC wall and one insert wall. For this reason, it may be necessary to use a longer screw than is recommended.
3. For metal window profiles, Truth recommends stainless steel machine screws. However, in most applications, stainless steel sheet metal screws will provide adequate holding power.

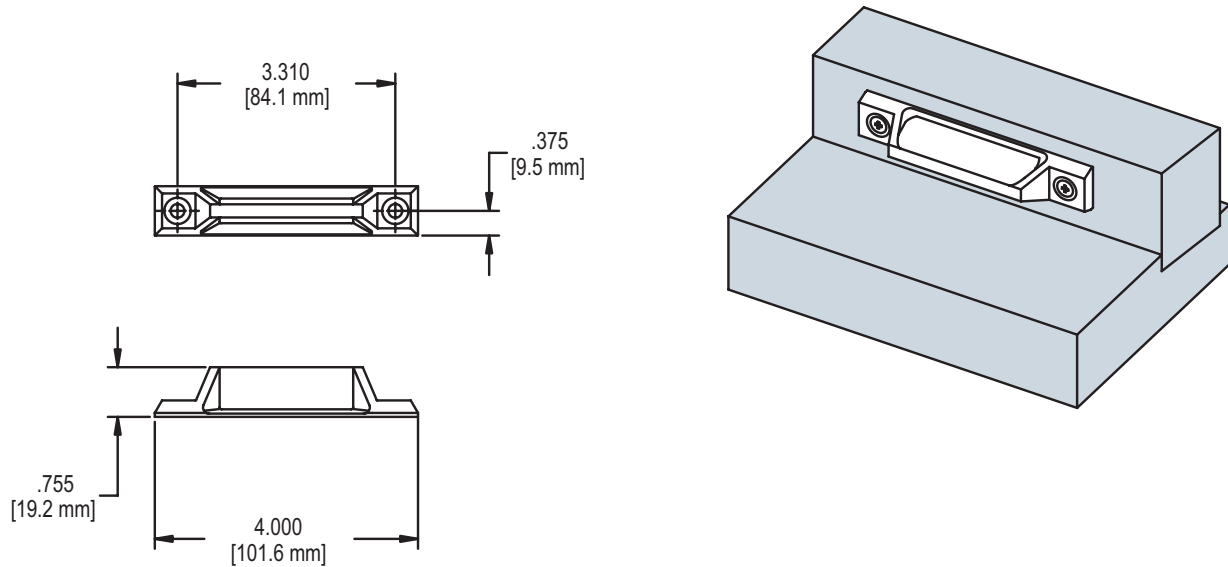
INCLUDE TRUTH SPECS ON YOUR NEXT WINDOW PROJECT

Window sash handles shall be included which will provide a positive grip on the sash for easy window operation, while having a low profile appearance. The sash handles shall be constructed of a high pressure zinc alloy die casting.

Window handles/sash lifts shall be manufactured by Truth Hardware.

SASH LIFTS

FIG. 1 8790 SASH LIFT

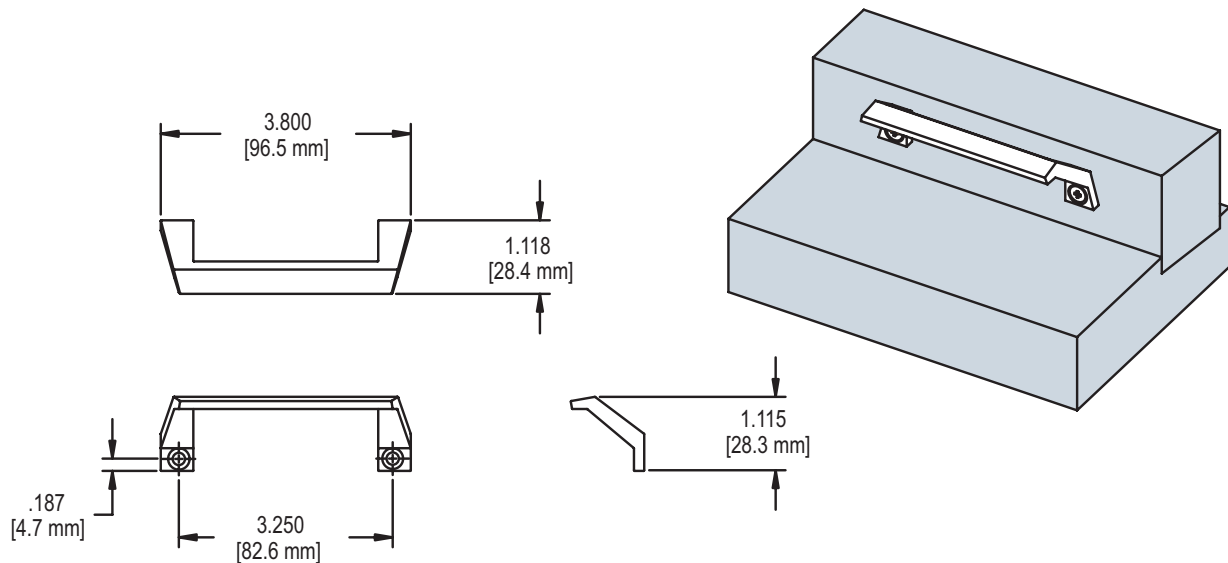


RECOMMENDED SCREWS:

WOOD: (QTY 2) (P/N 19380) #10 X 1.0 PHILLIPS, FLAT HEAD, SHEET METAL SCREWS

PVC/METAL: (QTY 2) #10 PHILLIPS, FLAT HEAD (LENGTH AND THREAD TYPE TO BE DETERMINED BY PROFILE)

FIG. 2 18.11 SASH LIFT

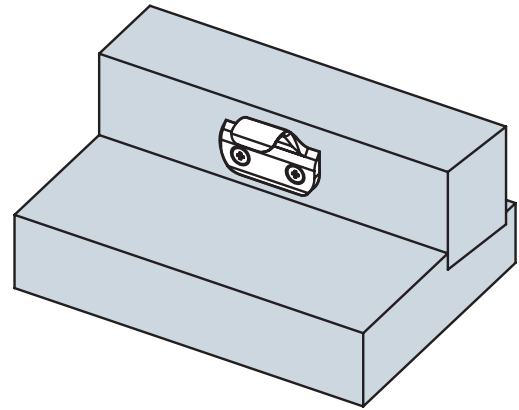
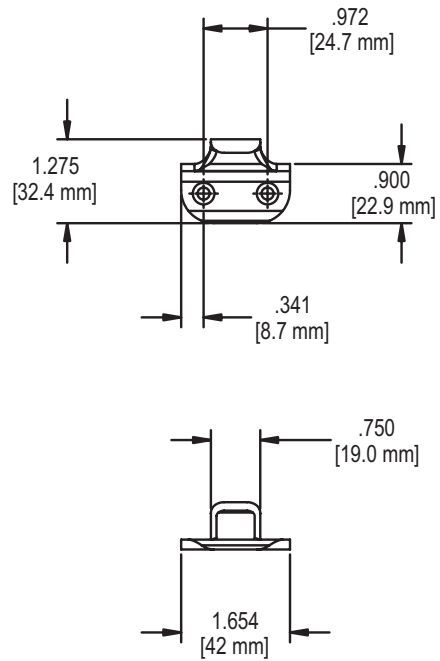


RECOMMENDED SCREWS:

WOOD: (QTY 2) (P/N 19380) #10 X 1.0 PHILLIPS, FLAT HEAD, SHEET METAL SCREWS

PVC/METAL: (QTY 2) #10 PHILLIPS, FLAT HEAD (LENGTH AND THREAD TYPE TO BE DETERMINED BY PROFILE)

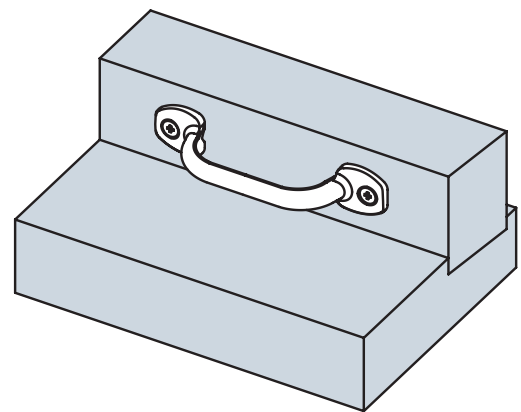
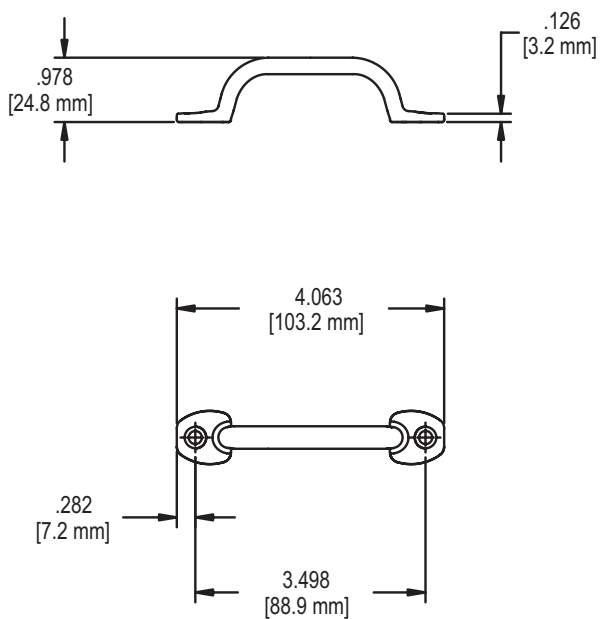
FIG. 3 18.16 SASH LIFT



RECOMMENDED SCREWS:

(QTY 2) #8-32 PHILLIPS FLAT HEAD SREW (LENGTH AND THREAD TYPE TO BE DETERMINED BY PROFILE)

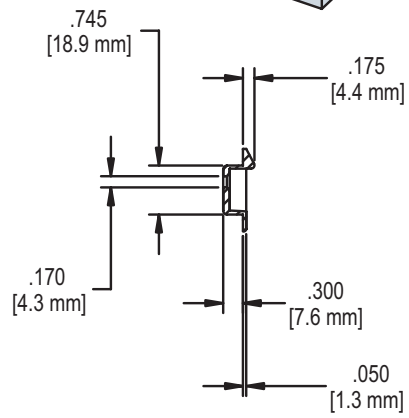
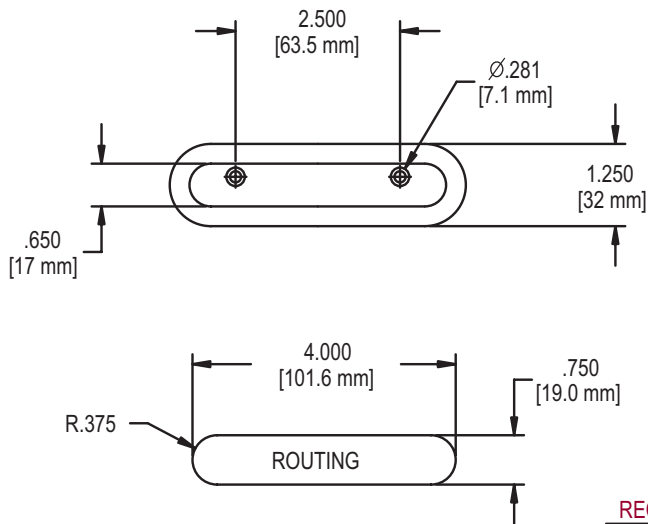
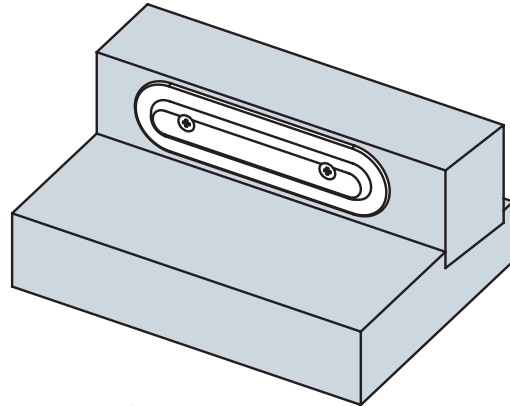
FIG. 4 11861.XX SASH LIFT



RECOMMENDED SCREWS:

(QTY 2) #8-32 PHILLIPS FLAT HEAD SREW (LENGTH AND THREAD TYPE TO BE DETERMINED BY PROFILE)

FIG. 5 30665.XX RECESSED SASH LIFT



RECOMMENDED SCREWS:

WOOD: (QTY 2) (P/N 19051) #6 X 1" PHILLIPS
FLAT HEAD SHEET METAL SCREWS.