



There is a wide variety of profiles in the marketplace today, and with each of these, there is the potential for a unique mounting application. No one Keeper will work in every situation and because of this, Truth has developed a wide variety of shapes and styles to help meet these needs. The Keepers in the accompanying drawings represent all of the Keepers that Truth has developed for use with the EntryGard® Cam Locks. These drawings should provide you with all the technical information you may require. However, if you wish further technical assistance in selecting a Keeper, please contact Truth.

WARRANTY:

Protected under the terms of the Truth Warranty for Window & Door Manufacturers & Authorized Distributors. Refer to Truth's Terms & Conditions for further details.

MATERIAL: High-pressure, corrosion resistant, die-cast zinc.

FINISH: Electrostatically applied, durable coatings that provide excellent resistance to chipping, scratching and corrosion while maintaining color stability for years in direct sunlight. Please refer to Truth's Color Chart for examples of Truth's most popular finish options. Truth also offers a wide range of decorative "plated" finishes – contact Truth for additional information on availability of these finishes on specific product lines.

RECOMMENDED SCREWS:

Types of screws required determined by material of profile used. Refer to drawings for complete information on screw type and quantity needed (sold separately). For additional information regarding screw selection - see Truth Tips.

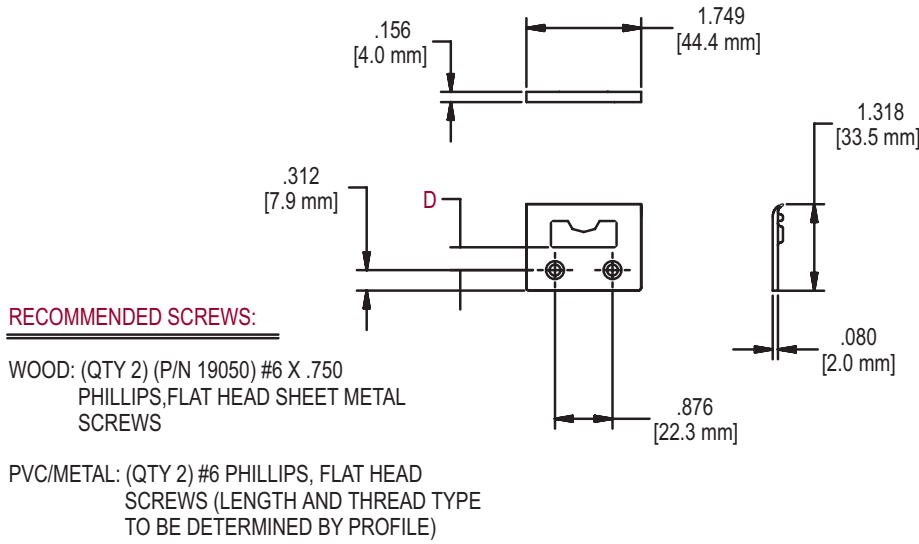
ORDERING INFORMATION:

1. Order Keepers by part number. Refer to lock section for details on A and D dimensions.
2. Specify finish number.

TRUTH TIPS:

1. For accurate hardware placement in vinyl or metal applications, pre-drilling of the window profile is recommended.
2. For vinyl window applications, mounting screws should pass through two PVC walls, or one PVC wall and one insert wall. For this reason, it may be necessary to use a longer screw than is recommended.
3. For metal window profiles, Truth recommends stainless steel machine screws. However, in most applications, stainless steel sheet metal screws will provide adequate holding power.

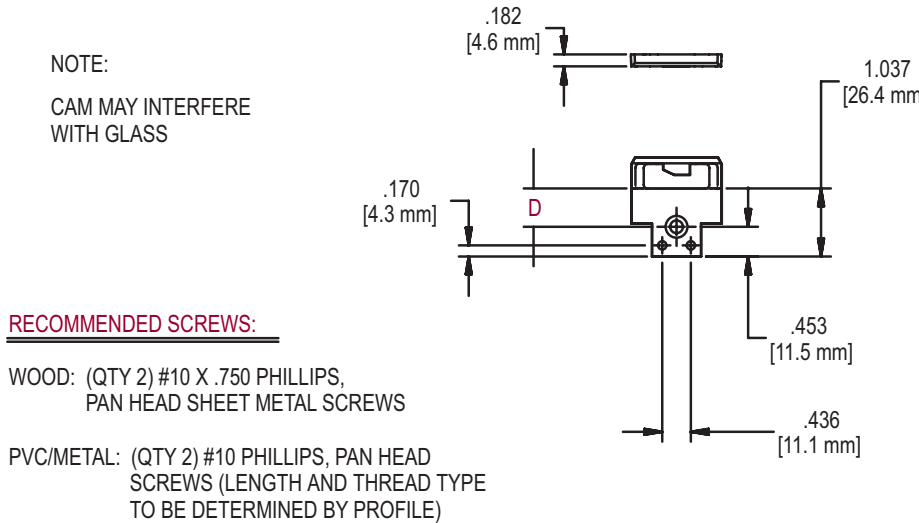
FIG. 1 40670.XX KEEPER (face mounted)



NOTE:
CAM MAY INTERFERE WITH GLASS

AVAILABLE LOCKS	D
17.23	.348 (8.8mm)
17.31	
17.66	
17.67	
17.70	

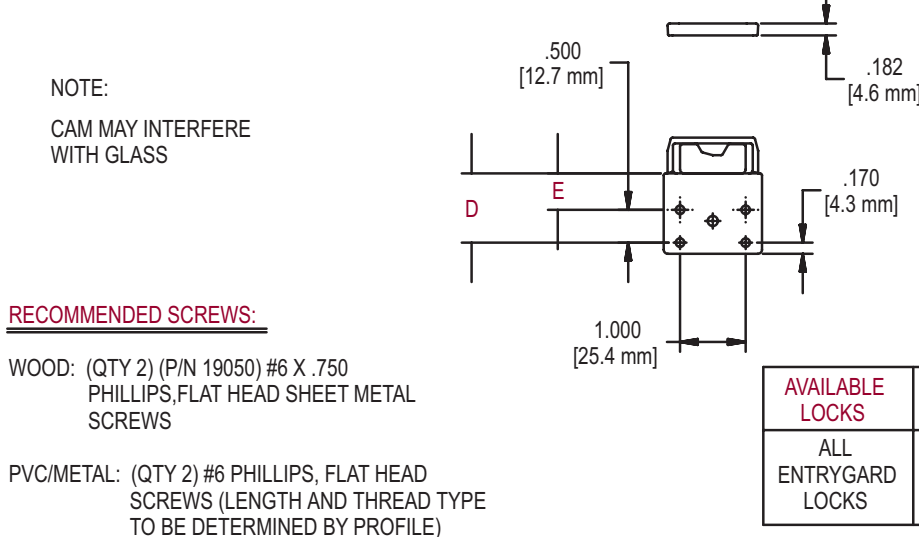
FIG. 2 40375.XX KEEPER (face mounted)



NOTE:
CAM MAY INTERFERE WITH GLASS

AVAILABLE LOCKS	D
ALL ENTRYGARD LOCKS	.864 (21.9mm)

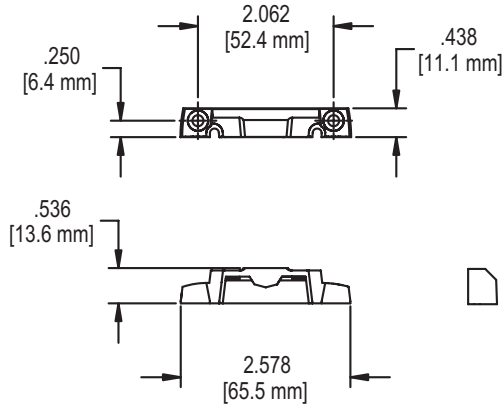
FIG. 3 41298.XX KEEPER (face mounted)



NOTE:
CAM MAY INTERFERE WITH GLASS

AVAILABLE LOCKS	D	E
ALL ENTRYGARD LOCKS	.864 (21.9mm)	.562 (14.3mm)

FIG. 4 40715.XX KEEPER (wide base and slant top)



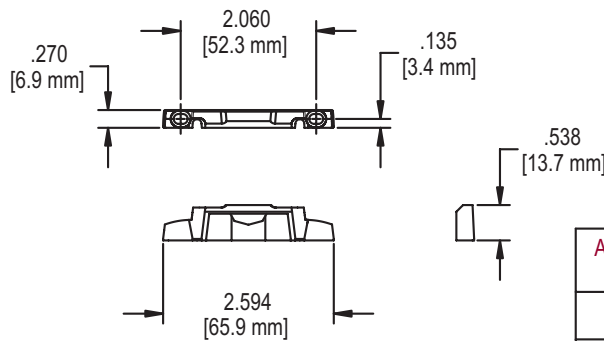
RECOMMENDED SCREWS:

WOOD: (QTY 2) (P/N 19100) #7 X .750
PHILLIPS, FLAT HEAD SHEET METAL
SCREWS

PVC/METAL: (QTY 2) #7 PHILLIPS, FLAT HEAD
SCREWS (LENGTH AND THREAD TYPE
TO BE DETERMINED BY PROFILE)

AVAILABLE LOCKS	A
17.19	.704 (17.9mm)
17.30	.954 (24.2mm)
17.68	.704 (17.9mm)
17.69	.704 (17.9mm)
17.74	.704 (17.9mm)

FIG. 5 45070.XX KEEPER (flat base, beveled edge, slotted holes)



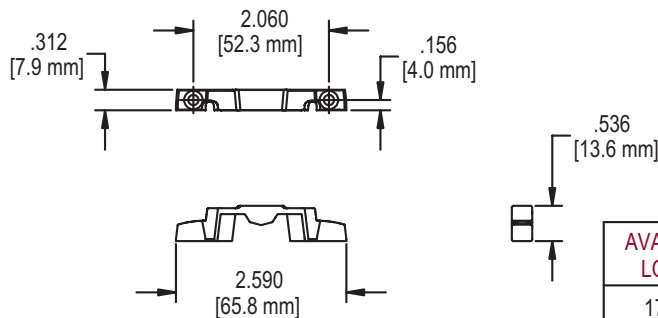
RECOMMENDED SCREWS:

WOOD: (QTY 2) (P/N 19100) #7 X .750
PHILLIPS, FLAT HEAD SHEET METAL
SCREWS

PVC/METAL: (QTY 2) #7 PHILLIPS, FLAT HEAD
SCREWS (LENGTH AND THREAD TYPE
TO BE DETERMINED BY PROFILE)

AVAILABLE LOCKS	A
17.19	.704 (17.9mm)
17.30	.954 (24.2mm)
17.68	.704 (17.9mm)
17.69	.704 (17.9mm)
17.74	.704 (17.9mm)

FIG. 6 45131.XX KEEPER (narrow flat base)



RECOMMENDED SCREWS:

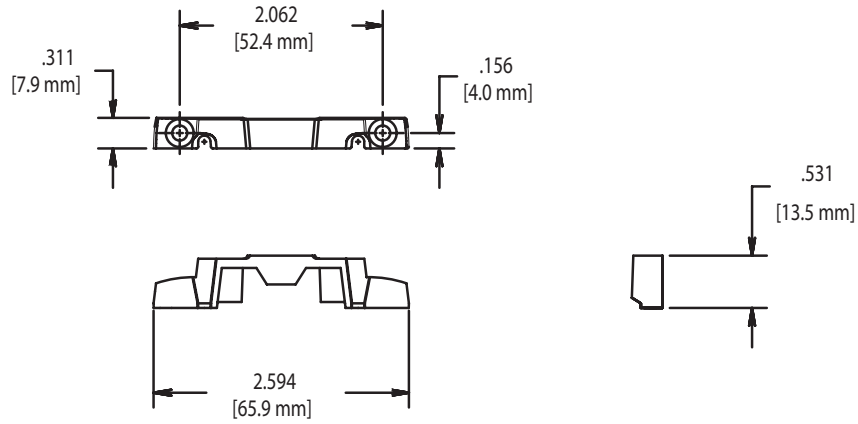
WOOD: (QTY 2) (P/N 19050) #6 X .750
PHILLIPS, FLAT HEAD SHEET METAL
SCREWS

PVC/METAL: (QTY 2) #6 PHILLIPS, FLAT HEAD
SCREWS (LENGTH AND THREAD TYPE
TO BE DETERMINED BY PROFILE)

AVAILABLE LOCKS	A
17.19	.704 (17.9mm)
17.30	.954 (24.2mm)
17.68	.704 (17.9mm)
17.69	.704 (17.9mm)
17.74	.704 (17.9mm)

17 ENTRYGARD® CAM LOCK KEEPERS

FIG. 7 40320.XX KEEPER (notched narrow base)



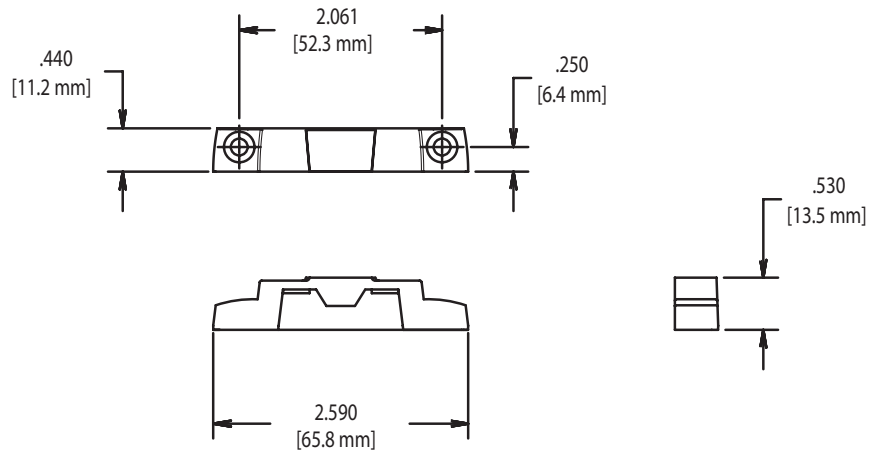
RECOMMENDED SCREWS:

WOOD: (QTY 2) (P/N 19050) #6 X .750
PHILLIPS, FLAT HEAD SHEET METAL
SCREWS

PVC/METAL: (QTY 2) #6 PHILLIPS, FLAT HEAD
SCREWS (LENGTH AND THREAD TYPE
TO BE DETERMINED BY PROFILE)

AVAILABLE LOCKS	A
17.19	.610 (15.5mm)
17.30	.860 (21.8mm)
17.68	.610 (15.5mm)
17.69	.610 (15.5mm)
17.74	.610 (15.5mm)

FIG. 8 40367.XX KEEPER (without alignment lug slots)



RECOMMENDED SCREWS:

WOOD: (QTY 2) (P/N 19100) #7 X .750
PHILLIPS, FLAT HEAD SHEET METAL
SCREWS

PVC/METAL: (QTY 2) #7 PHILLIPS, FLAT HEAD
SCREWS (LENGTH AND THREAD TYPE
TO BE DETERMINED BY PROFILE)

AVAILABLE LOCKS	A
17.23	.704 (17.9mm)
17.31	.954 (24.2mm)
17.66	.704 (17.9mm)
17.67	.704 (17.9mm)
17.70	.704 (17.9mm)